



**STATE OF FLORIDA
DEPARTMENT OF REVENUE
REVENUE COLLECTION REPORT**

May 2020

www.floridarevenue.com

Office of Tax Research
June 30, 2020

This report does not include revenue sources collected by other state agencies. Those data can be obtained from the Legislative Office of Economic and Demographic Research website at <http://www.edr.state.fl.us/content/revenues/index.cfm>

SALES AND USE TAX

Sales and Use Tax collections were \$1,876.3m in May, and below the May 2019 collections by \$871.4m (-31.7%). Collections for Sales tax include Local Option Sales Tax and Gross Receipts. These receipts are from the perspective of department collections and do not reflect collections of other state entities.

CORPORATE INCOME TAX

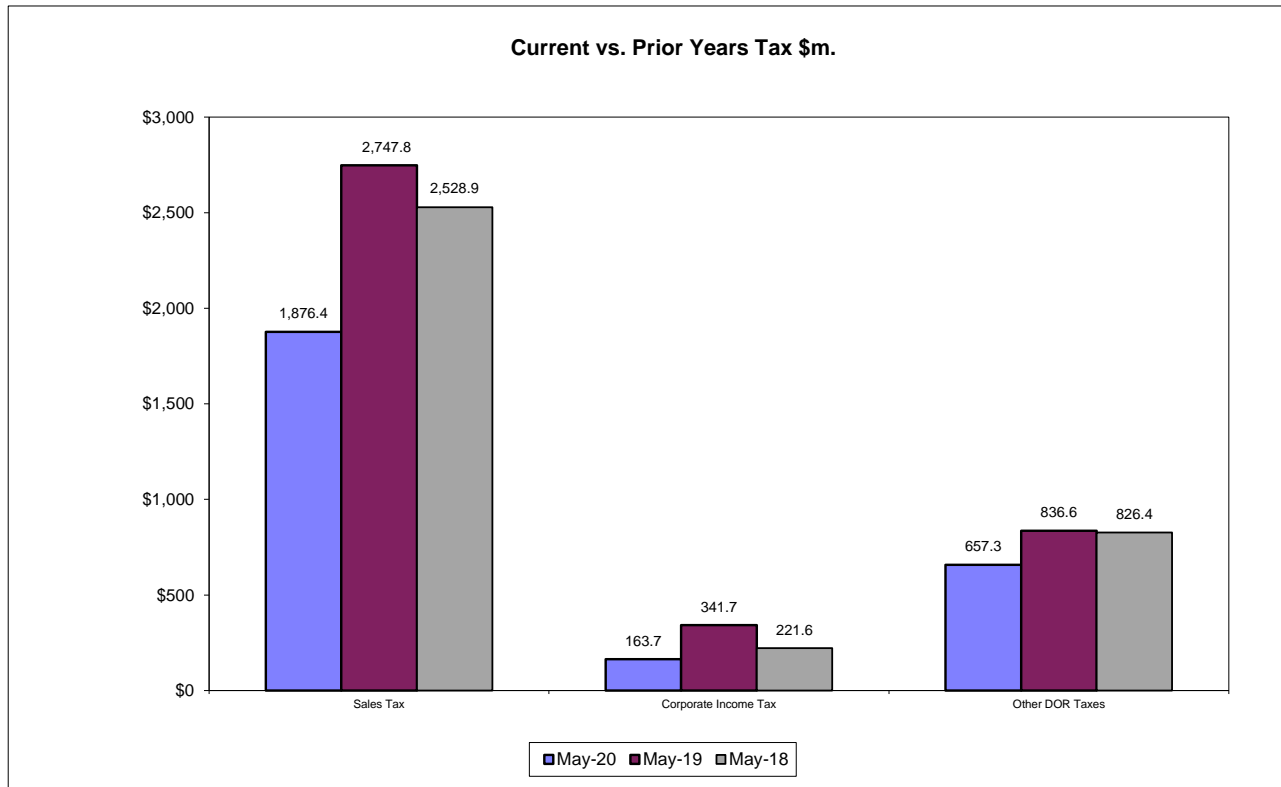
CIT collections of \$163.7m in May 2020 were under the May 2019 collections by \$178m (-52.1%). These receipts are from the perspective of department collections and do not reflect collections of other state entities.

DOCUMENTARY STAMP TAX

Documentary Stamp Tax collections of \$191.9m were below the May 2019 collections by \$49.2m (-20.4%). These receipts are from the perspective of department collections and do not reflect collections of other state entities.

INSIDE..	
Collection Tables	2
Corporate Tax	3
Other Taxes	4
Historical Graph -	
Sales Tax	6
Corporate Income Tax	7
Documentary Stamps	8
Non-Recurring Intangible	9
Insurance Premium	10
Communications Svsc Tax	11
Gross Receipt Tax	12
Fuel-related Taxes & Fees	13
Severance Taxes	14

May Tax Collections - Summary Data



Department of Revenue
Total DOR Revenue Collections
May-20
(\$m)

General Revenue Sources (*)	Actual Deposits	Prior Year Deposits	Amount over/(under) Prior Year	Percent over/(under) Prior Year	Year-to-Date over/(under) Prior Year
1. Sales and Use Tax	1,876.39	2,747.76	-871.37	-31.71%	14.48
2. Communications Services Tax	134.98	131.38	3.60	2.74%	-22.47
3. Corp Income and Excise Tax	163.67	341.68	-178.01	-52.10%	-581.48
4. Documentary Stamp	191.93	241.15	-49.22	-20.41%	231.40
5. Insurance Premium	3.68	9.49	-5.81	-61.22%	10.91
6. Non-Recurring Intangible	38.89	33.78	5.12	15.15%	95.87
7. Severance-Oil & Gas	0.03	0.24	-0.21	-85.93%	-0.94
8. Severance-Solid Mineral	0.00	0.17	-0.17	-100.00%	-4.48
9. Audit Clearing Account	5.02	7.05	-2.03	-28.74%	-8.16
10. Warrant Clearing Account	0.00	0.00	0.00	--	0.00
11. GR Sources - Refunds	-8.60	-33.39	24.79	74.25%	-555.81
Subtotal: General Revenue Sources (*)	2,406.00	3,479.30	-1,073.30	-30.85%	-820.68
This report does not include GR sources collected by other state agencies. Those data can be obtained from the Legislative Office of Economic and Demographic Research website at http://edr.state.fl.us/content/revenues/index.cfm					
Other Tax Sources					
12. Governmental Leasehold	0.01	0.02	-0.01	-64.03%	0.02
13. Tax on Fuel	216.33	346.35	-130.02	-37.54%	-86.74
14. Pollutant Tax	14.65	24.02	-9.37	-39.00%	-15.55
15. 2.5% Gross Receipt Utility	47.25	47.59	-0.35	-0.73%	4.80
16. Solid Waste Return Taxes	7.19	21.81	-14.62	-67.05%	-18.73
17. Warranty Fee (Lemon Law)	0.14	0.20	-0.07	-32.56%	-0.14
18. Prepaid Wireless E-911	1.96	2.01	1.96	--	0.79
19. Miscellaneous	0.30	0.75	-0.45	-59.63%	-0.97
20. Other Sources - Refunds	-1.49	-0.09	-1.40	--	13.51
Subtotal: Other Tax Sources	286.33	442.67	-154.33	-34.86%	-103.01

Additional Deposits	
21. Clerk of Court - DOR Trust Fund	29.31
22. Unemployment Compensation	10.46
23. DOR Deposits for Other Agencies	432.20
24. DOR Child Support Payment Deposits	0.89
Subtotal: Additional Deposits	472.87

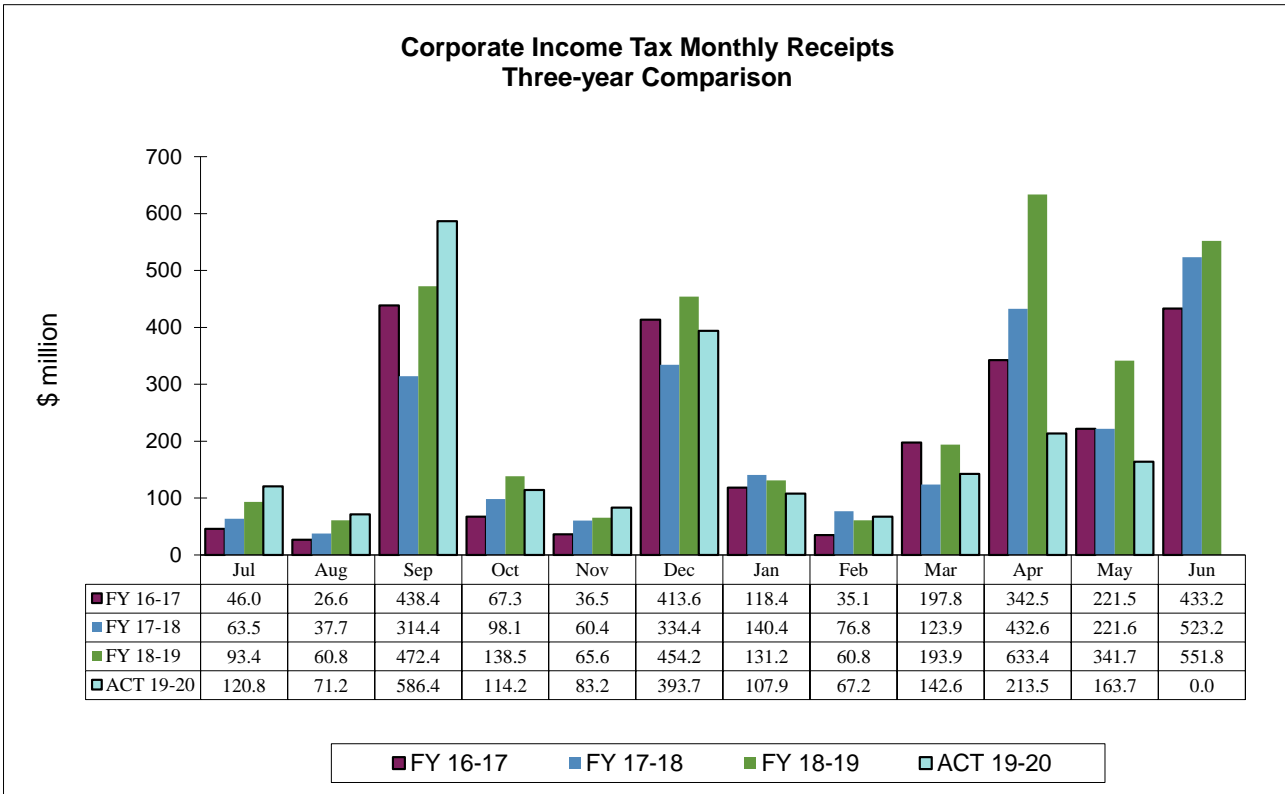
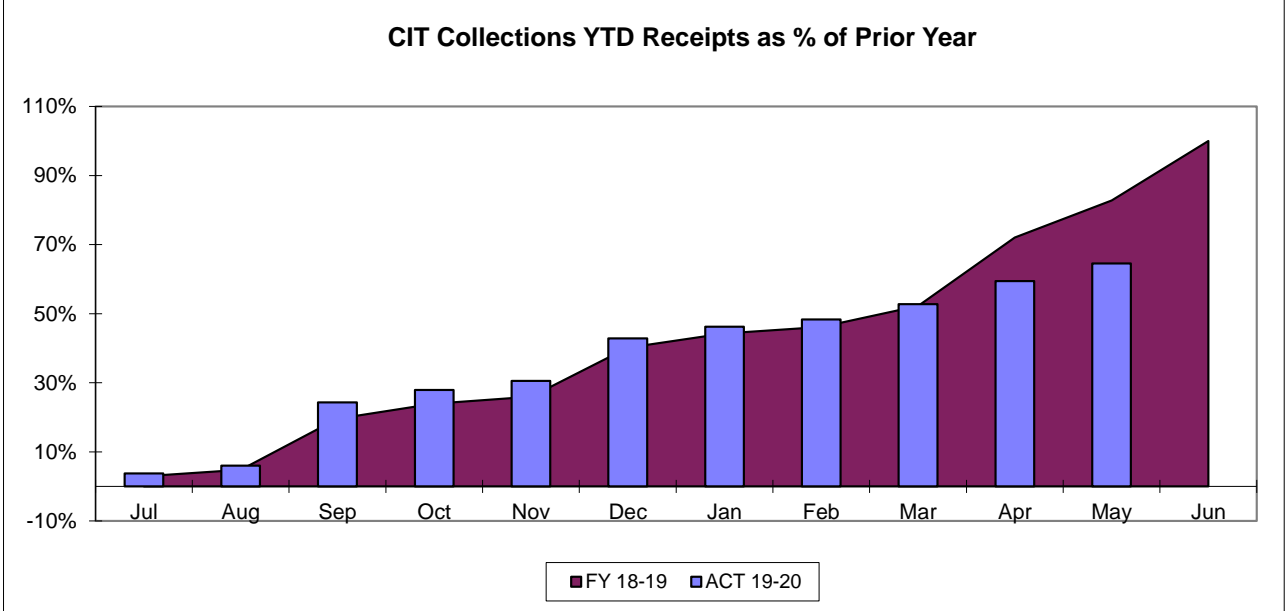
GRAND TOTAL - ALL DOR DEPOSITS	
NET DEPOSITS	3,165.21
Refunds included in above	10.09
GROSS DEPOSITS	3,175.30

Notes:

- (*) Represents all DOR administered taxes that are wholly or partially earmarked for the General Revenue fund excluding service charges.
- (1) All lines include applicable local option taxes administered by DOR.
- (2) This data represents bank deposits by DOR for the month indicated. Deposit totals do not necessarily match totals in the Comptroller's official accounting records due to lags and adjustments in the accounting process.

CORPORATE INCOME TAX....

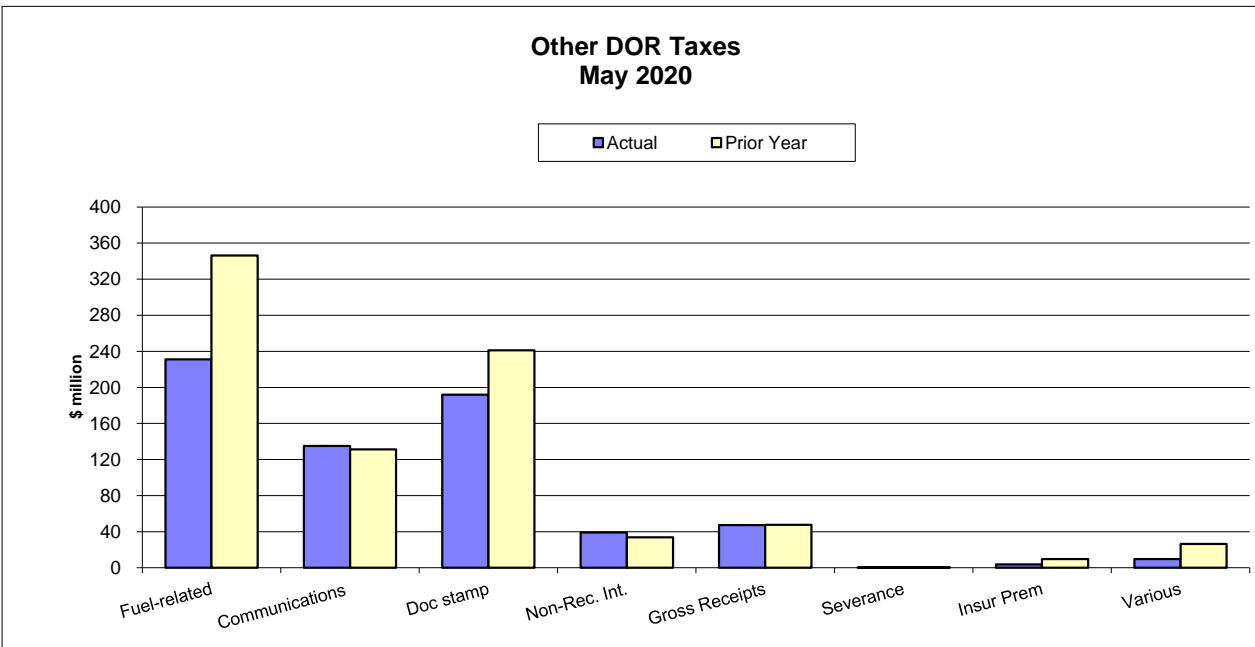
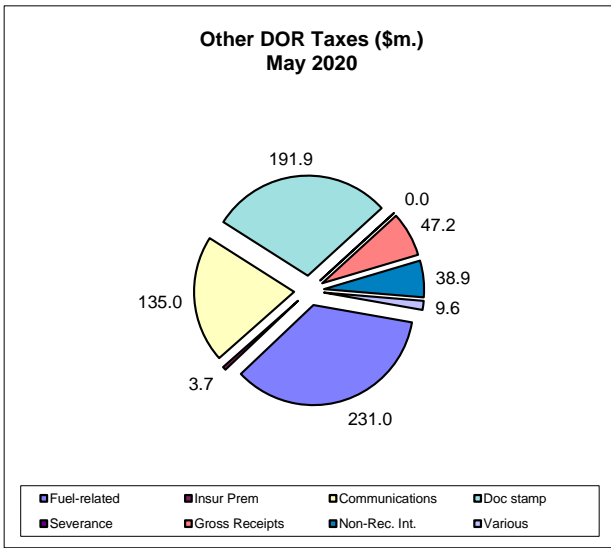
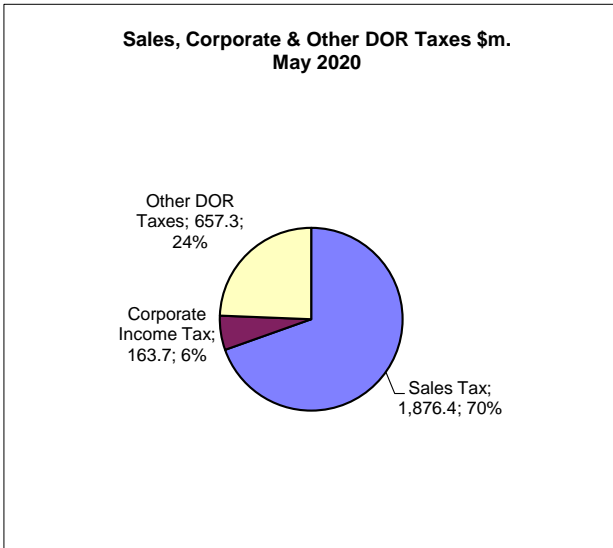
... COLLECTIONS of \$163.7m in May 2020 were under the May 2019 collections by \$178m (-52.1%).



OTHER DOR TAXES...

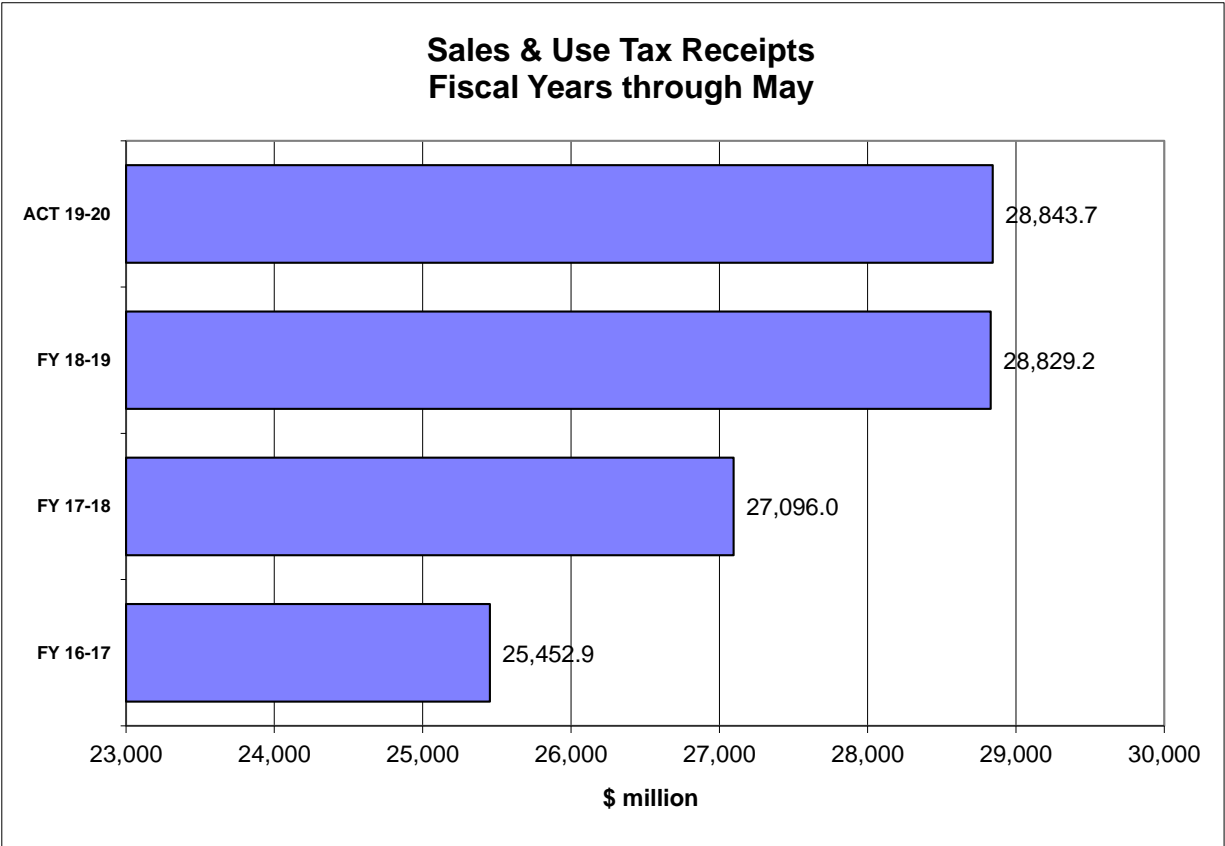
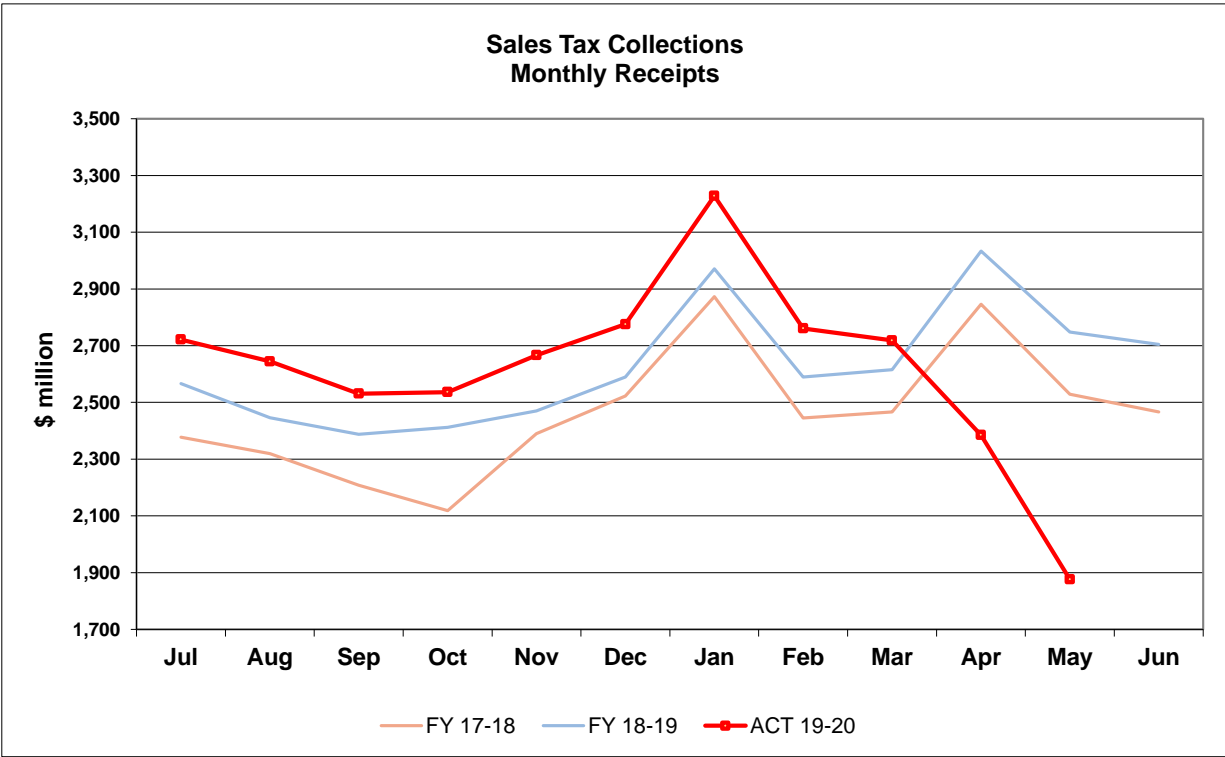
...excluding Sales Tax and Corporate Income Tax, other taxes contributed \$657.3m to DOR tax collections in May 2020. The May 2020 collections were \$179.2m (-21.4%) below the same month previous year's collections. The Doc Stamp Collections in May 2020 were \$191.9m. Compared to May 2019 collections on Doc Stamp Taxes, the May 2020 collections were \$49.2m (-20.4%) below.

The May 2020 collections of the Communications Services Tax compared to May 2019 collections were \$3.6m (2.7%) above. The collections of Insurance Premium Tax in May were 9m. Compared to May 2019 collections on Insurance Premium Taxes, the May 2020 collections were \$5.8m (-61.2%) below. The collections of Fuel-related Taxes & Fees in May were below the prior year by \$115.4m (-33.3%). The non-recurring Intangible Tax collections were \$5.1m (15.2%) above the prior year.

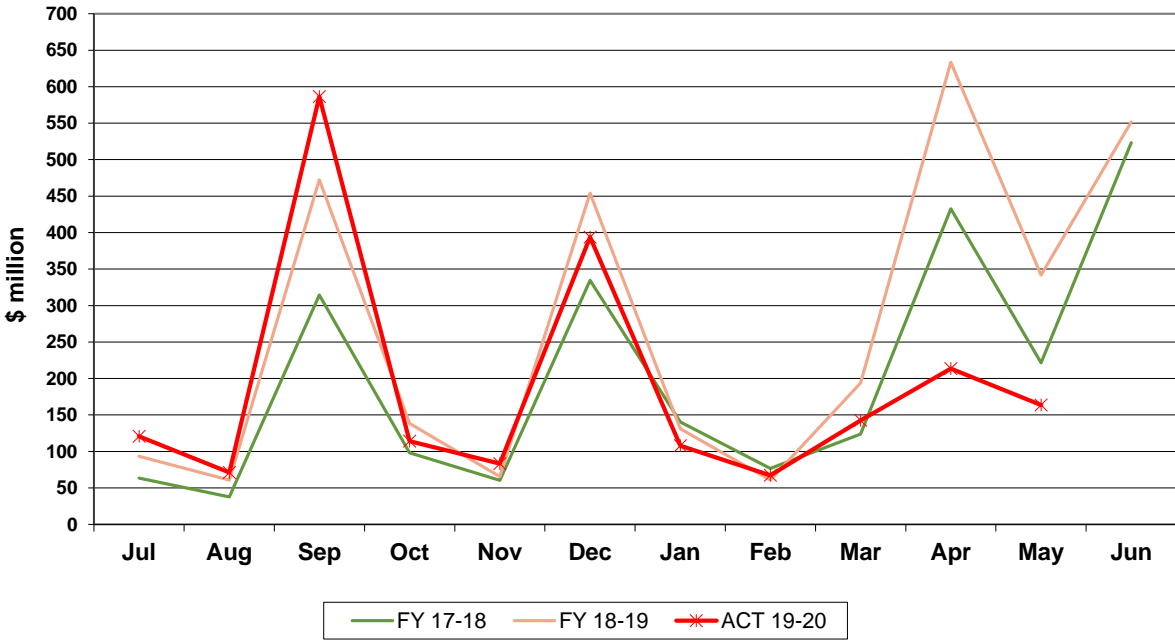


HISTORICAL COMPARISON GRAPHS

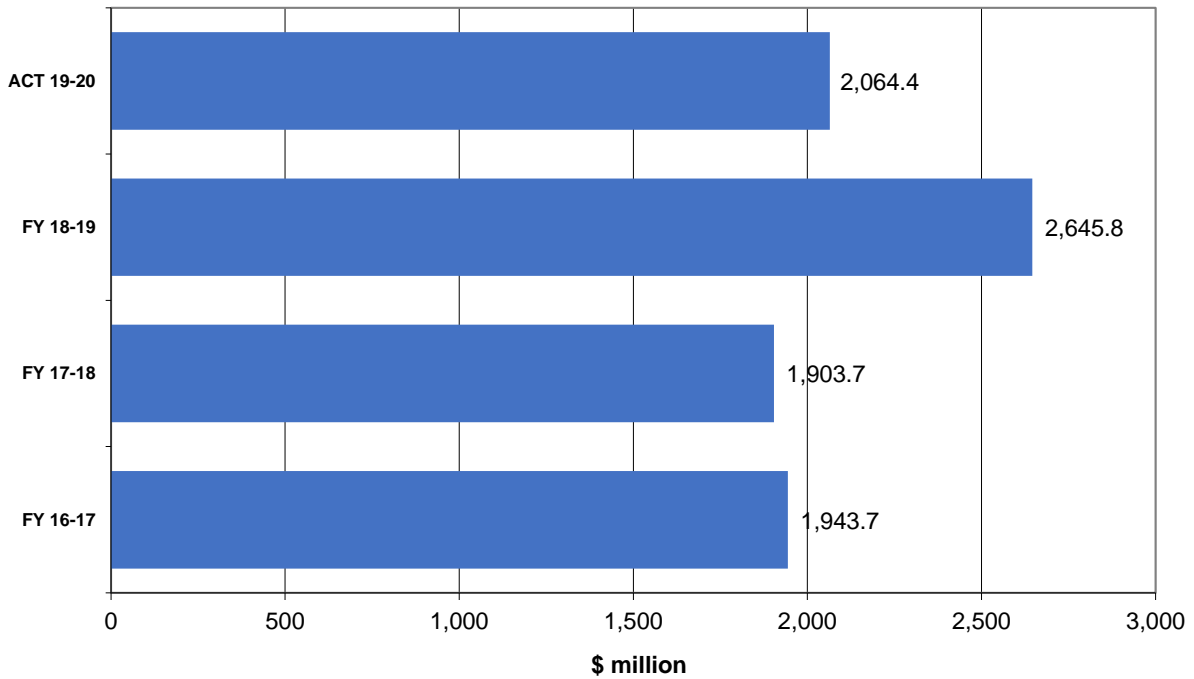
Pages 6-14 contain graphs for individual tax sources comparing the current fiscal year's actual and projected collections and collections for the three most recent fiscal years. The upper panel on each page presents monthly collections. The lower panel compares actual and expected collections on a fiscal year basis. In the lower panel, the bars prefaced by 'ACT' depict actual collections through the current month of each respective year.



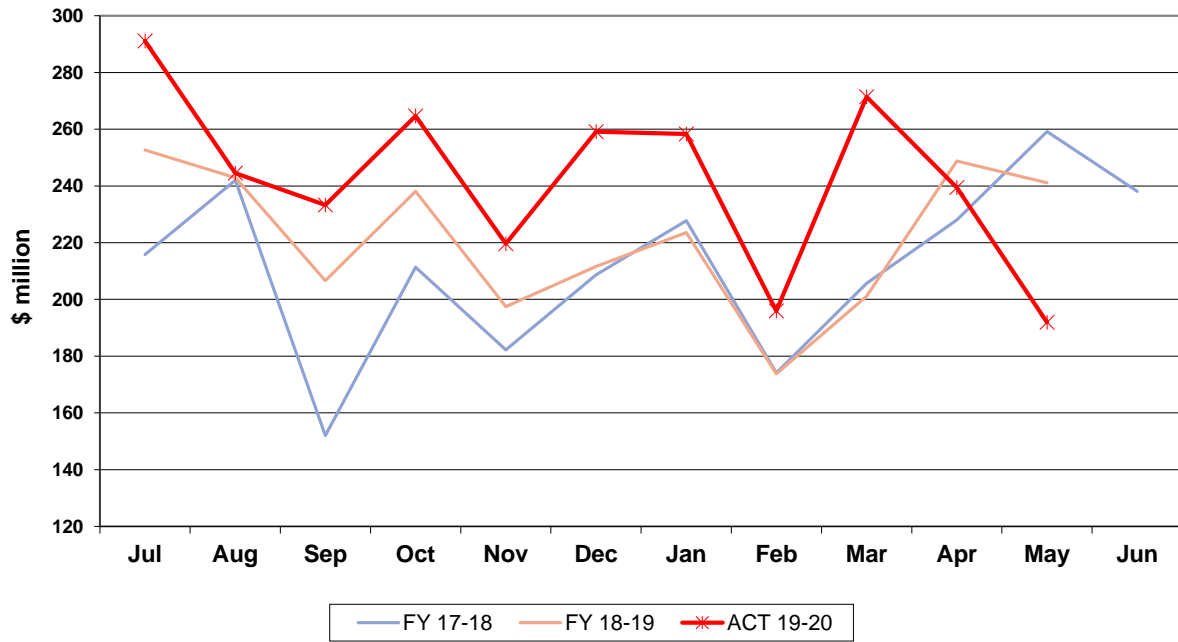
Corporate Tax Collections Monthly Receipts



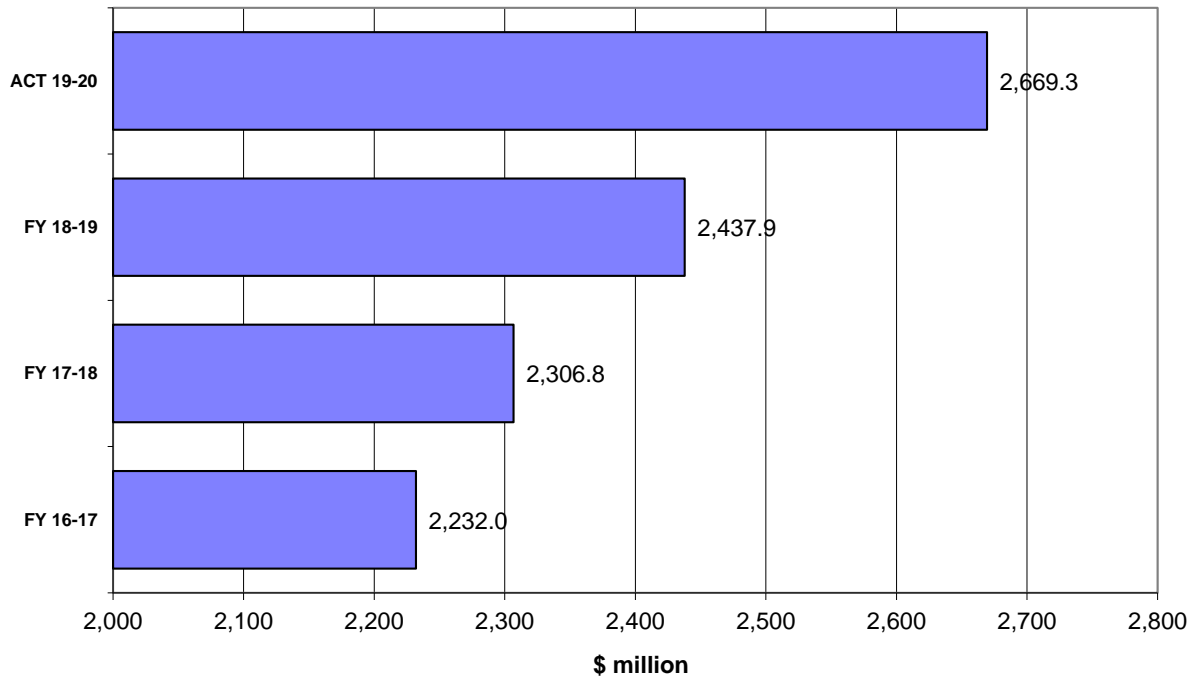
Corporate Income Tax Receipts Fiscal Years through May

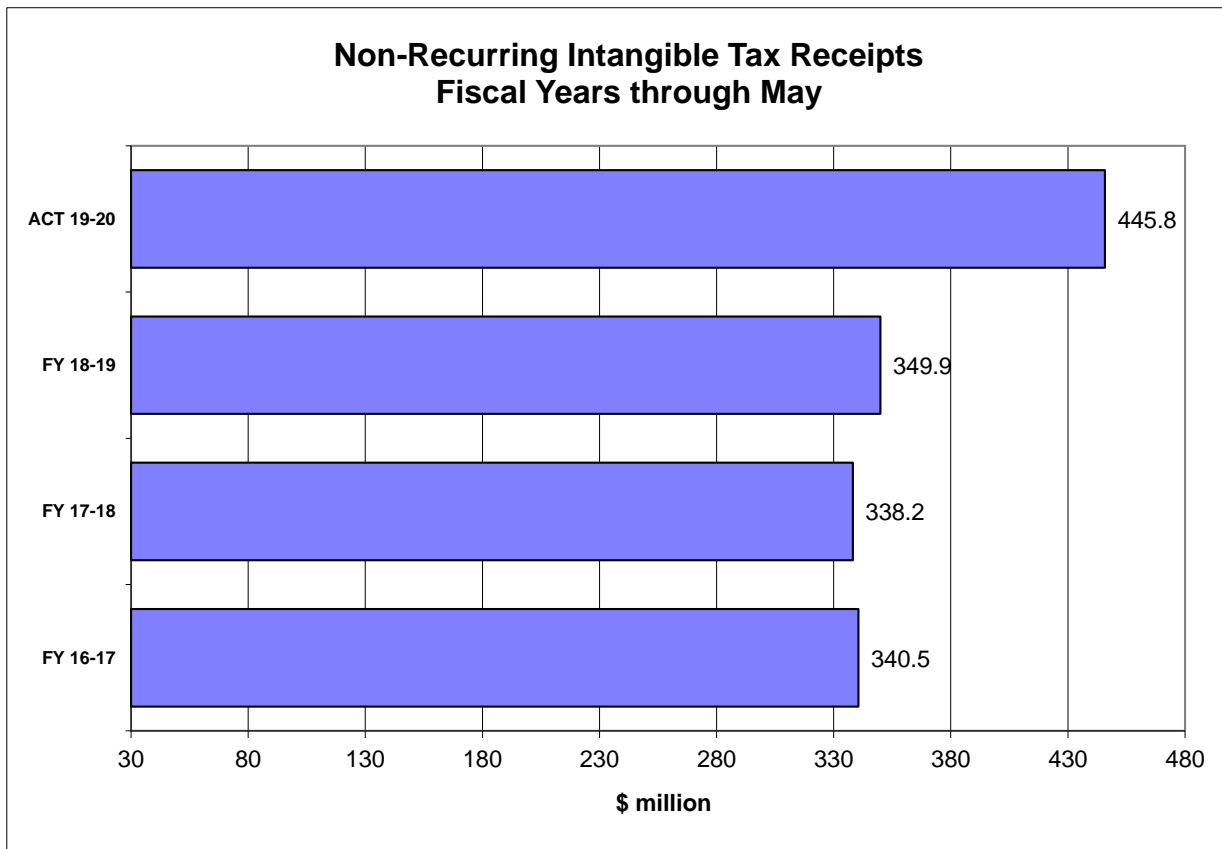
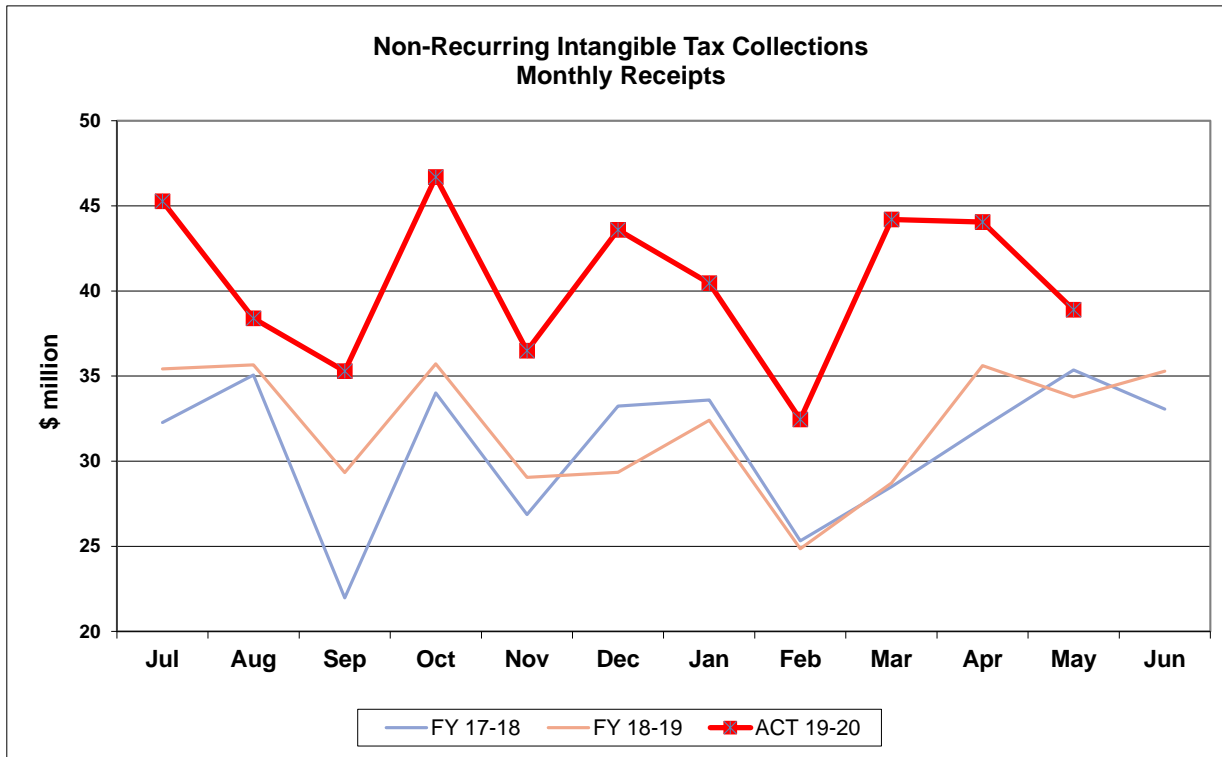


Doc Stamps Tax Collections Monthly Receipts

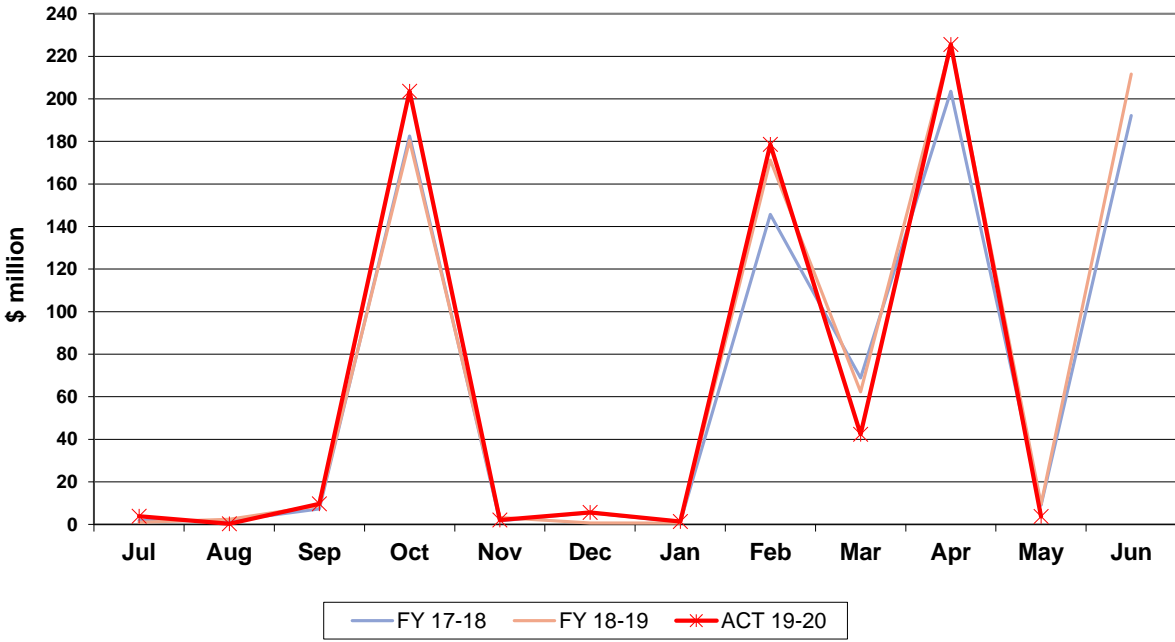


Doc Stamps Tax Receipts Fiscal Years through May

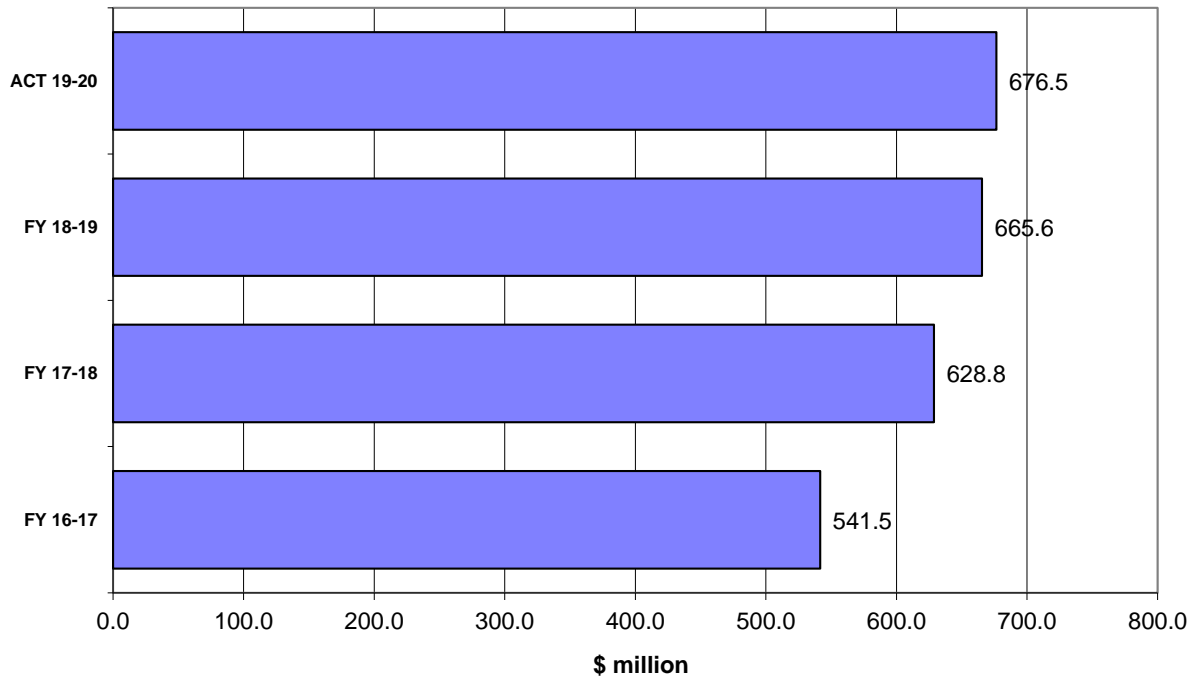




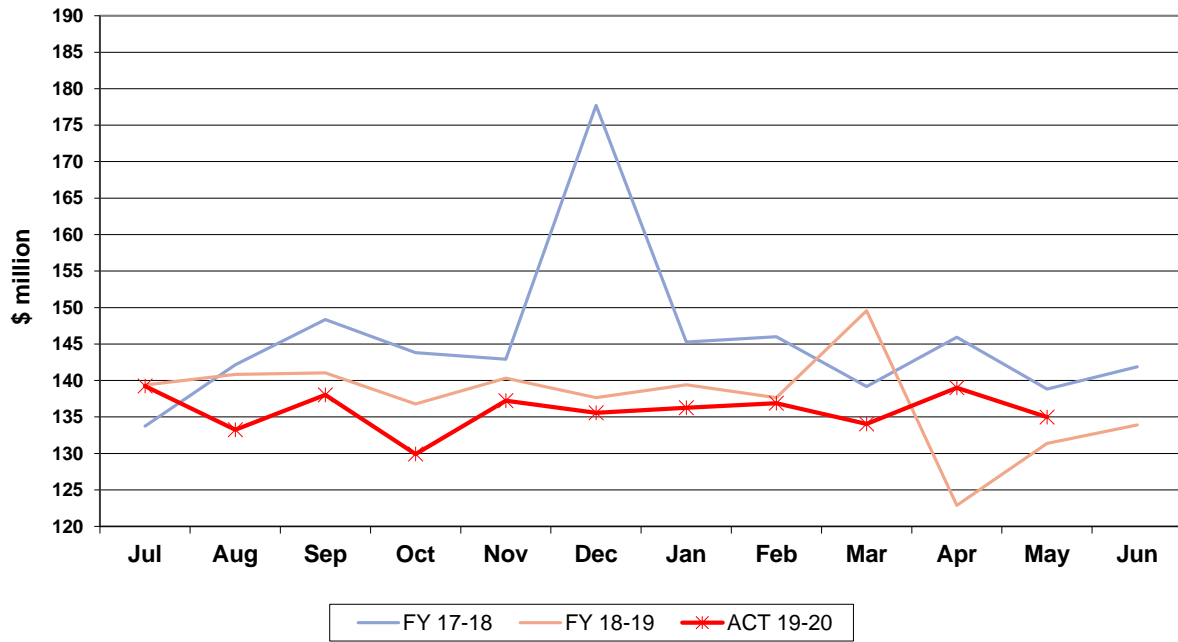
Insurance Premium Tax Collections Monthly Receipts



Insurance Premium Tax Receipts Fiscal Years through May



Communication Services Tax Collections Monthly Receipts



Communication Services Tax Receipts Fiscal Years through May

