


The Tax Law Library (TLL) Guide is a resource to assist in navigating the Department of Revenue's [TLL](#) webpage. This guide is organized into two sections, "[How to Search for a Document](#)" and "[How to Use the Left Navigation Pane](#)." Each section provides steps to perform the referenced action and related information.

I. How to Search for a Document

- A. To use the "Search..." option, enter your search term, and then press Enter on your keyboard, or click the magnifying glass icon (🔍). The results for the search term will display. For example, if you enter the search term "sales tax," the results will list documents with the words "sales tax" in the document title and/or content.

 🔍

 [TC-120424_NAJMABADI, Inc. vs. Tax Collector for Palm Beac...](#)
yet another estimated ratio for the eFfective **sales tax**, to provide an
estimation (rf additional **taxes** due attached as Exhibit "F," without ...
[dorspdevext.fdor.dor.state.fl.us/.../TC-120424_NAJMABADI, Inc. vs. ...](#)

1. Using a more general search term might return a large number of results. The number of results is at the bottom of the page. For the sales tax example above, the search returned about 2,939 results.

1 2 ▶

About 2,939 results

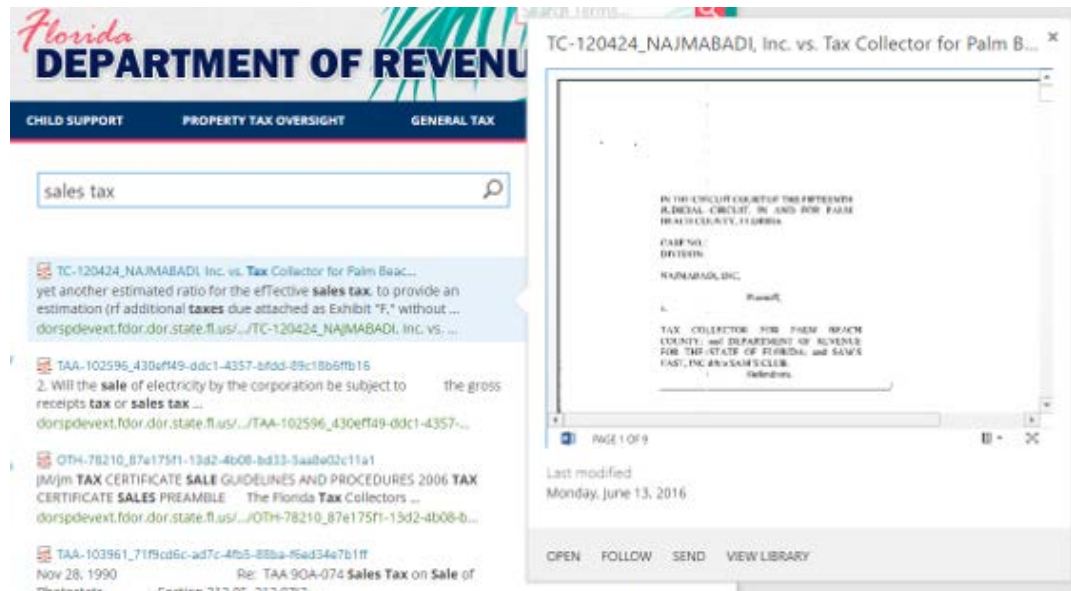
2. By refining the search term, the results become more manageable. For example, if you change the search term to "sales tax on food," the number of documents decreases to about 313 instead of the initial 2,939 for the term "sales tax."

 🔍


1 2 ▶

About 313 results

- Using your mouse, you can hover over a result to initiate a popup box to the right of the description. This allows you to preview the document to determine if it is relevant to your search without opening each document.



- To open a document, click the link to the right of the document type icon; in this example “[TC-120424_NAJMABADI, Inc. vs. Tax Collector for Palm Beach...](#)”. The mouse pointer hand will appear when you’re over the link.

 [TC-120424_NAJMABADI, Inc. vs. Tax Collector for Palm Beach...](#)

II. How to Use the Left Navigation Pane

- Tax Type** – Allows you to select a specific tax. **Note:** The number of results will differ from that of the “Search” option. The search option returns not only documents with the tax type in the document title, but also those that reference the tax in the document content.
- Document Type** – Allows you to select a specific document type defined in the document database. For example, selecting “Technical Assistance Advisements” will return all documents identified, regardless of the subject matter.
- Combination of Tax Type and Document Type** – Allows you to refine the documents displayed. Selecting an item in one list refines the other list to only display items related to the selection.

For example, if you select tax type “Sales and Use Tax,” the “Document Type” list is refined to the document types that reference sales and use tax.

Tax Type

All

Sales and Use Tax

Document Type

Technical Assistance A...

Declaratory Statements

The same is true in reverse. If you select document type “Technical Assistance Advisements,” the “Tax Type” list is refined to taxes referenced in technical assistance advertisements.

Tax Type

Sales and Use Tax

Documentary Stamp T...

Intangible Personal Pr...

Corporate Income Tax ...

Gross Receipts Tax

Motor and Other Fuel ...

Communications Servi...

Insurance Premium Tax

Severance Taxes and F...

Estate Tax

Dry Cleaning Tax

SHOW FEWER

Document Type

All

Technical Assistance ...

- D. Related Resources – Offers quick access to related resources, such as Florida Statutes, proposed rules, tax and interest rates, and Tax Information Publications. To access, hover your mouse over a link until you see the mouse pointer hand, then click.